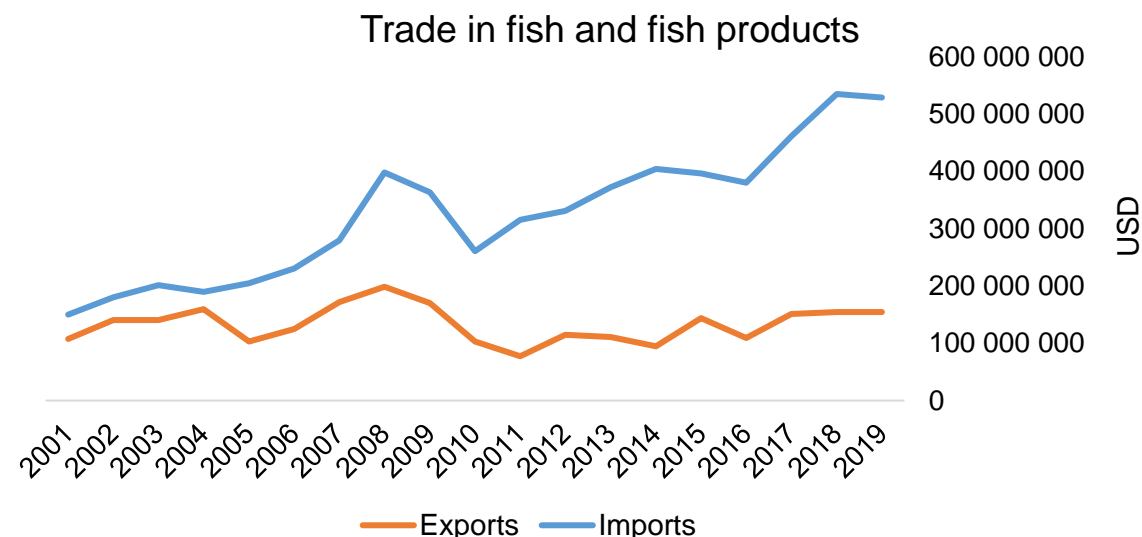




## COUNTRY BRIEF

Population	Ease of doing business rank
26 275 000	121st
Length of coastline	Exclusive economic zone
797 km	157 379 km²
Average GDP growth	GDP per capita
N/A	USD 2 276



GDP from fisheries

N/A

Fish available for consumption

20.9 kg/capita

Imports of fish and fish  
products - 2019

USD 528 639 890

Agricultural GDP from fisheries

N/A

Fisheries and aquaculture  
production

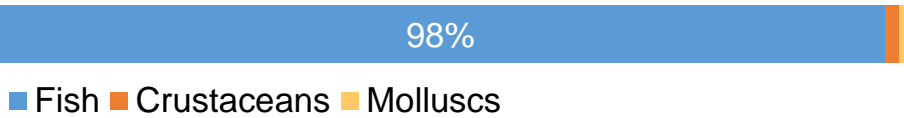
Total	113 660 tonnes
Fisheries	96%
Aquaculture	4%

Exports of fish and fish  
products - 2019


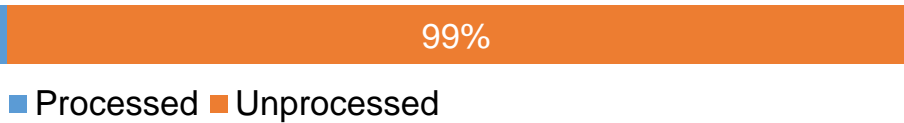
USD 154 443 310

## Production and Trade Breakdown

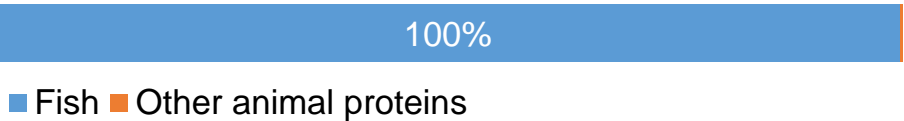
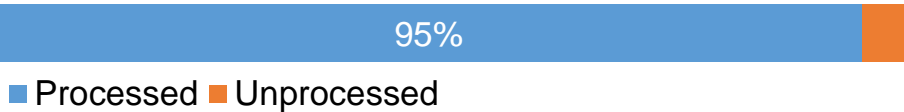
### Production by volume



### Imports by value



### Exports by value



## Production - Top 10 Species (Volume)

		Tonnes
1 <sup>st</sup>	Freshwater fishes nei	11 880
2 <sup>nd</sup>	Round sardinella	10 265
3 <sup>rd</sup>	Black catfishes nei	8 015
4 <sup>th</sup>	Bigeye grunt	6 525
5 <sup>th</sup>	West African croakers nei	5 645
6 <sup>th</sup>	Atlantic bonito	5 000
7 <sup>th</sup>	Bonga shad	4 080
8 <sup>th</sup>	Sardinellas nei	3 980
9 <sup>th</sup>	Nile tilapia	3 320
10 <sup>th</sup>	Skipjack tuna	3 241

## Imports - Top 10 Products (Value)

			USD
1 <sup>st</sup>	Mackerel	frozen; excluding fillets, livers and roes HS 0303.54	131 870 190
2 <sup>nd</sup>	Fish, other than species in 0303	frozen; excluding fillets, livers and roes HS 0303.89	95 296 420
3 <sup>rd</sup>	Sardines, sardinella, brisling or sprats	frozen; excluding fillets, livers and roes HS 0303.53	87 239 740
4 <sup>th</sup>	Jack, horse mackerel	frozen; excluding fillets, livers and roes HS 0303.55	79 492 580
5 <sup>th</sup>	Tilapias	frozen; excluding fillets, livers and roes HS 0303.23	51 518 410
6 <sup>th</sup>	Tunas	frozen; excluding fillets, livers and roes HS 0303.49	38 022 310
7 <sup>th</sup>	Herrings	frozen; excluding fillets, livers and roes HS 0303.51	8 522 830
8 <sup>th</sup>	Hake	frozen; excluding fillets, livers and roes HS 0303.66	7 781 310
9 <sup>th</sup>	Catfish	frozen; excluding fillets, livers and roes HS 0303.24	7 753 820
10 <sup>th</sup>	Skipjack, stripe-bellied bonito	frozen; excluding fillets, livers and roes HS 0303.43	5 801 640

## Exports - Top 10 Products (Value)

			USD
1 <sup>st</sup>	Tunas, skipjack, bonito	prepared or preserved; whole or in pieces HS 1604.14	145 019 580
2 <sup>nd</sup>	Fish, other than species in 0303	frozen; excluding fillets, livers and roes HS 0303.89	2 492 950
3 <sup>rd</sup>	Fish	frozen; excluding fillets, livers and roes HS 0303.69	1 492 370
4 <sup>th</sup>	Flours, meals, pellets. Unfit for human consumption	from fish or aquatic invertebrates HS 2301.20	1 379 900
5 <sup>th</sup>	Albacore or longfinned tunas	fresh or chilled; excluding fillets, livers and roes HS 0302.31	909 850
6 <sup>th</sup>	Yellowfin tunas	frozen; excluding fillets, livers and roes HS 0303.42	808 440
7 <sup>th</sup>	Squid, cuttlefish	frozen HS 0307.43	745 040
8 <sup>th</sup>	Octopus	dried, smoked, salted or in brine HS 0307.59	288 760
9 <sup>th</sup>	Fish fats or oils and fractions thereof	not chemically modified or from fish-livers HS 1504.20	259 240
10 <sup>th</sup>	Catfish	frozen; excluding fillets, livers and roes HS 0303.24	225 310

# A GLOBEFISH Product

# Information, Disclaimer

# Sources

Established in 1984, GLOBEFISH is a multi-donor funded project in the Fisheries Division of the Food and Agriculture Organization of the United Nations (FAO), responsible for providing up-to-date market and trade information on fish and fish products.

[Visit our website](#)

[Subscribe to our newsletter](#) or [email us](#)

## Recent Publications



### [Globefish Highlights](#)

Our flagship publication, focused on prices and analysis of market trends covering a variety of major commodities. Released quarterly.



### [Chinese Fish Price Report](#)

Comprehensive coverage of Chinese price trends, market information for commercially significant species, along with industry news and policy updates. Released quarterly.



### [European Price Report](#)

Market and price analysis for fish and fish products in the European market. Released monthly.



This is the second edition of the GLOBEFISH Market Profiles produced for this country, and was made at the beginning of 2022.

These profiles are based on nationally reported data or information published by international agencies. As the profile is intended to reflect the most up to date information available, reporting years may vary between sections and commodities.

The designations employed and the presentation of material in this information product do not imply the expression of any opinion whatsoever on the part of FAO concerning the legal or constitutional status of any country, territory or sea area, or the delimitation of frontiers or boundaries.

The data herein presented is compiled by FAO staff at the time of its production, "as is" and "as available", and every effort is made to ensure, but not guarantee, their timeliness, accuracy and completeness. FAO assumes no responsibility for errors and omissions in the data provided. Users are, however, kindly asked to report any errors or deficiencies in this product to FAO GLOBEFISH ([globefish@fao.org](mailto:globefish@fao.org)).

### Please note

Re-exports and re-imports are not included. The term N/A has been used to indicate that information was not found in the indicated sources. The classification of fish and fish products as either processed or unprocessed is very broad, and is intended for indicative purposes only.

### [HS codes for fish and fish products](#)

International trade codes for fish and fish products in a user friendly format.



Sources and time periods:

-Fishing and aquaculture production (2019):  
FAO's [Global Fishery and Aquaculture Production Statistics](#)

-Fish available for consumption (2017):  
FAO's [Fishery and Aquaculture Statistics 2019](#)

-Population (2019), GDP Growth (2015-2019), GDP per Capita (2019):  
IMF's [World Economic Outlook Databases](#)

-Imports, Exports and Share of Trade (2000-2019):  
FAO's [Global Fishery and Aquaculture Commodities Statistics](#)

-GDP, GDP from fisheries, GDP from agriculture (2019):  
World Bank's [World Development Indicators](#),  
OECD's [National Accounts Statistics](#) or  
UNSD's [National Accounts](#)

-Ease of doing business (2019):  
World Bank's [Ease of Doing Business](#) ranking

-Length of Coastline, Exclusive Economic Zone, Exclusive Fishing Zone (2003):  
UNEP's [Global Environment Outlook](#)

### [GLOBEFISH](#)

Explore more market information on the GLOBEFISH website



### [GLOBEFISH on ISSUU](#)

Read GLOBEFISH publications on ISSUU

